


Q: What is a Presenter image?

A: The image which displays in Pane 1 when the Current Presenter is not video streaming. This can be an image of the person, company logo, etc.

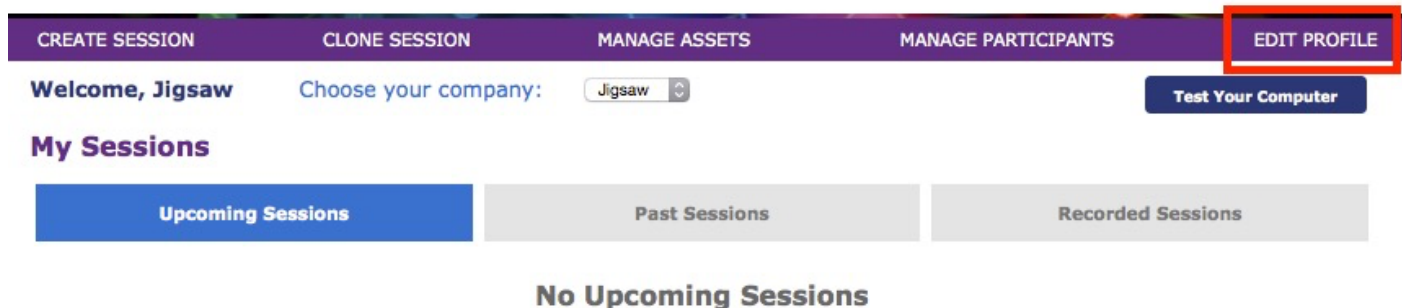
Q: What is an Avatar?

A: The image which displays when you hover a participant's name.

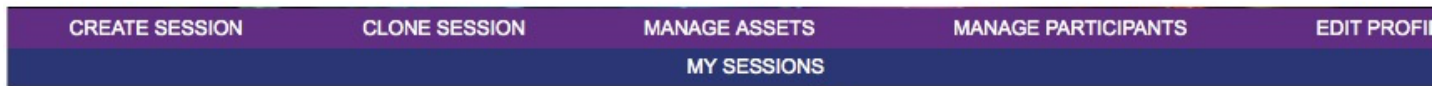
To add these image to your profile, go to [www.jigsawme.com](http://www.jigsawme.com) and choose “Host” or “Join” and login.



From the **My Sessions** page, choose “Edit Profile”.



To upload the images, Browse > Upload Presenter Image / Upload Avatar. Once the image(s) are uploaded, choose “My Sessions”.



## Edit Profile

You avatar was successfully uploaded and assigned.

**Personal Profile Information**

Email Address:	<input type="text" value="Jigsawtrainer@jigsawme.com"/>	Country:	<input type="text" value="United States"/>
Password:	<input type="password" value="*****"/>	State/Region:	<input type="text" value="Arizona"/>
<small>(Valid characters: A-Z, a-z, 0-9, " ", "-")</small>		City:	<input type="text" value="Phoenix"/>
Confirm Password:	<input type="password"/>	Time Zone:	<input type="text" value="(UTC-07:00) Mountain Time"/>
First Name:	<input type="text" value="Jigsaw"/>		
Last Name:	<input type="text" value="Trainer"/>		


Critical elements are required to ensure accuracy of your session. They are country, state/region, city and time zone, This information places you on the map and ensures the correct time of your session is reflected based on your time zone.



**Upload Your Presenter Image**


No file selected.

\*Allowed File Types: .jpg, .jpeg, .gif, .png



**Upload Your Avatar**

No file selected.



\*Allowed File Types: .jpg, .jpeg, .gif, .png. Please have in mind that uploaded image will be shrink to dimensions 100 X 100 pixels if it is larger.